



Meadow Close, Catford

Asking Price £325,000



Property Summary

Property World is proud to act as sole agents on this super CHAIN FREE, two bedroom maisonette with huge private rear garden & own private entrance. Located in the popular Meadow Close - a quiet residential cul de sac - the property is ideally positioned for all local amenities, shops, schools and Lower Sydenham mainline station. The accommodation is spacious and offered in what we consider to be excellent decorative order throughout. The details include: two bedrooms with fitted carpet, neutral decor and double glazed windows, large lounge with bay window to front, neutral decor & laminate flooring, modern fitted kitchen with a range of high gloss wall and base units, ALL APPLIANCES, combi boiler & patio door leading directly to the rear garden, plus family bathroom with a three piece suite and shower over bath. Further benefits include: double glazing throughout, huge private garden, long new lease, own front door & gas central heating. This property will make an ideal first time buy or buy to let. Call Property World on 0208 488 0011 to book your appointment.

Meadow Close is off Meadowview Road. A cul de sac with an allotment at the end, it is quieter than Meadowview Road itself, and benefits from ample road parking. You can walk to the fabulous Beckenham Place Park with ease and there is a large shopping complex just minutes away. Lower Sydenham station is less than a 10 minute walk with fast, regular services into Charing Cross, London Bridge and Cannon Street. Please call Propertyworld to secure an opportunity to view.

Sydenham Sales
020 8488 0011
www.propertyworlduk.net

Property Summary

- Two bedroom maisonette
- CHAIN FREE
- DIRECT access to PRIVATE GARDEN
- OFF STREET PARKING
- Quiet residential close
- Close to transport
- Excellent order
- NO SERVICE CHARGES
- Ideal first time buy
- Must be viewed

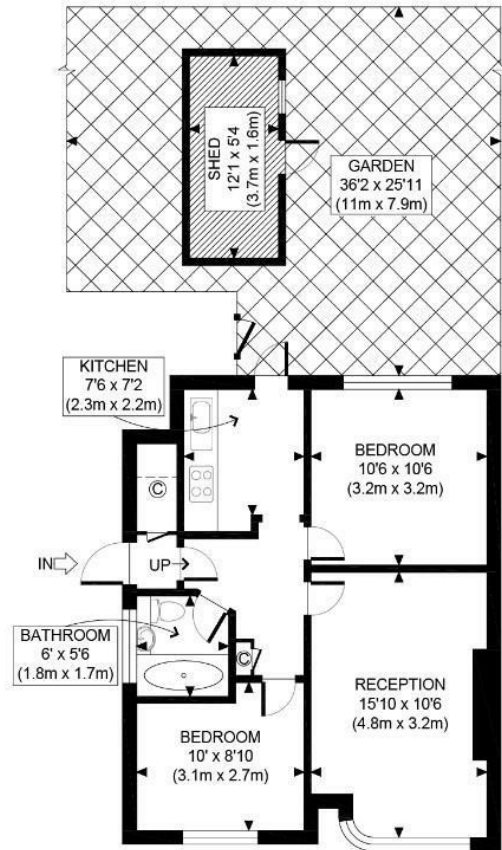
Our Vendor Loves...

Our Vendor Loves....

"This has been in our family for a long time and was a much loved family home for many many years. The garden is huge and the small cul de sac is quiet yet close to everything. We have tidied the flat up and it is ready for someone to move into immediately".







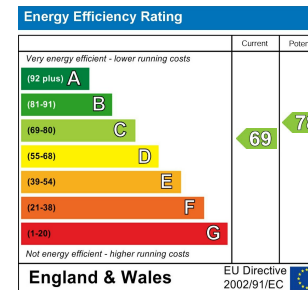
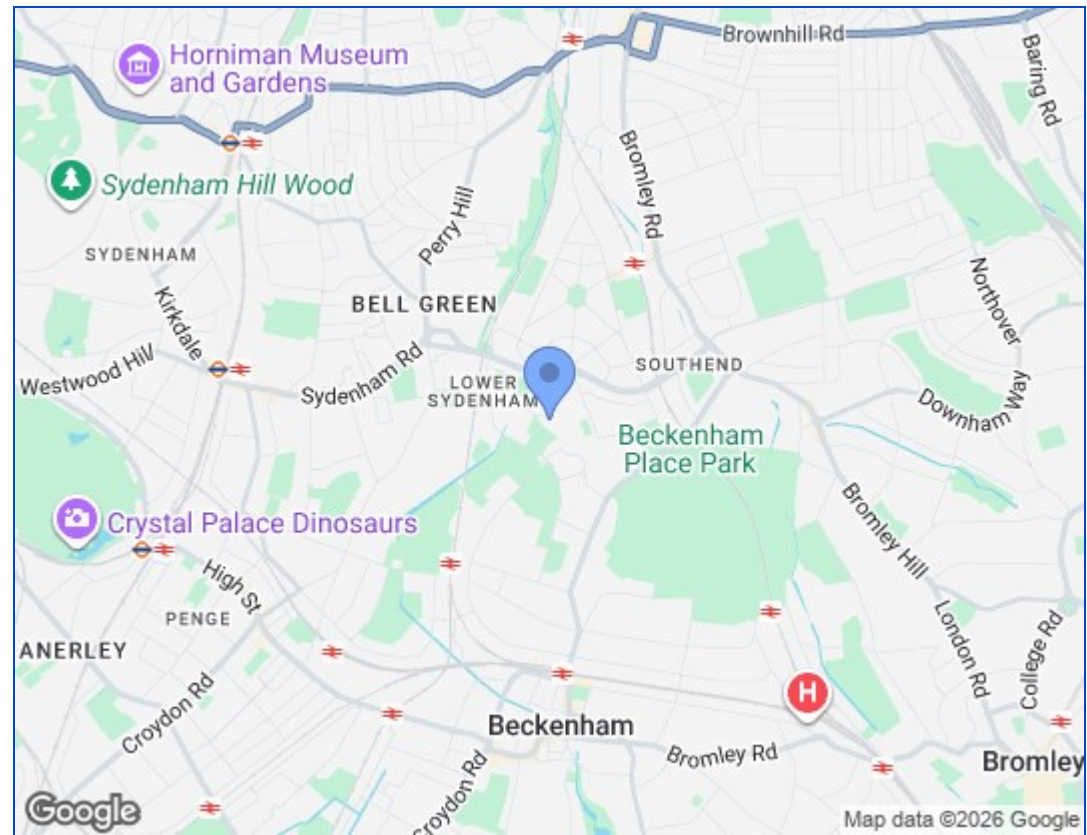
GROUND FLOOR
GROSS INTERNAL
FLOOR AREA 538 SQ FT

APPROX. GROSS INTERNAL FLOOR AREA 538 SQ FT / 50 SQM

Disclaimer: Floor plan measurements are approximate and are for illustrative purposes only. While we do not doubt the floor plan accuracy and completeness, you or your advisors should conduct a careful, independent investigation of the property in respect of monetary valuation

Meadowview close

date 17/11/25



These particulars, whilst believed to be accurate are set out as a general outline only for guidance and do not constitute any part of an offer or contract. Intending purchasers should not rely on them as statements of representation of fact, but must satisfy themselves by inspection or otherwise as to their accuracy. No person in this firm's employment has the authority to make or give any representation or warranty in respect of the property.

